











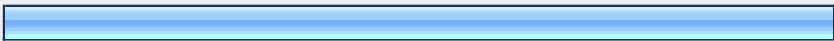








AFCC Task Force on Focused Evaluations

1. Is your professional work conducted in:			Response Percent	Response Count
Private practice			62.5%	185
A hospital or university clinic			0.3%	1
A family court service or other court connected program			36.1%	107
A probation or parole agency			0.0%	0
A social service agency			1.0%	3
		answered question		296
		skipped question		3

2. What proportion of your professional work is spent doing "custody evaluation" work?			Response Percent	Response Count
None			9.2%	27
Less than half			35.4%	104
About half			18.4%	54
More than half			27.9%	82
All			9.2%	27
		answered question		294
		skipped question		5

3. What is your primary work responsibility?			
		Response Percent	Response Count
Direct services with cases being served by the court		73.7%	199
Direct service for matters not related to the court		16.3%	44
Staff supervision		2.2%	6
Administrator, manager or program director		7.8%	21
		Other (please specify)	36
		answered question	270
		skipped question	29

4. What percentage of evaluations that you conduct are:			
		Response Percent	Response Count
Ordered by the judge		91.8%	259
Initiated by a referral agreement between the attorney and the evaluator		35.5%	100
Initiated by a stipulated court order		52.5%	148
Private agreement between parties and evaluator		30.9%	87
		answered question	282
		skipped question	17

5. How many custody evaluations have you conducted during your career?				
			Response Percent	Response Count
0-25 evaluations			16.3%	47
26-100 evaluations			23.6%	68
More than 100 evaluations			60.1%	173
<i>answered question</i>				288
<i>skipped question</i>				11

6. Please indicate how frequently you include each of the following practices in a comprehensive evaluation.							
	Never	Rarely	Sometimes	Frequently	Always	Rating Average	Response Count
a) Single interview with each parent	32.8% (77)	10.6% (25)	5.1% (12)	3.4% (8)	48.1% (113)	3.23	235
b) Multiple interviews with each parent	1.2% (3)	5.6% (14)	11.5% (29)	21.0% (53)	60.7% (153)	4.35	252
c) Single joint interview with all parents together	26.2% (65)	29.4% (73)	15.3% (38)	14.5% (36)	14.5% (36)	2.62	248
d) Multiple joint interviews with all parents together	48.2% (119)	25.1% (62)	11.7% (29)	10.1% (25)	4.9% (12)	1.98	247
e) Single interview with each child	15.3% (37)	12.8% (31)	17.4% (42)	19.0% (46)	35.5% (86)	3.47	242
f) Multiple interviews with each child	4.8% (12)	14.1% (35)	24.1% (60)	24.9% (62)	32.1% (80)	3.65	249
g) Single interview with all children	18.5% (45)	25.1% (61)	23.9% (58)	15.6% (38)	16.9% (41)	2.87	243
h) Multiple interviews with all children	23.0% (56)	29.6% (72)	23.9% (58)	10.3% (25)	13.2% (32)	2.61	243
i) Interview with each child and each parent	23.5% (57)	13.6% (33)	22.6% (55)	13.6% (33)	26.7% (65)	3.07	243
j) Interview with all children and each parent	20.7% (52)	14.7% (37)	17.1% (43)	13.5% (34)	33.9% (85)	3.25	251
k) Psychological testing of each child	29.6% (74)	31.2% (78)	18.0% (45)	11.2% (28)	10.0% (25)	2.41	250



l) Psychological testing of each parent	22.0% (55)	8.4% (21)	17.6% (44)	10.0% (25)	42.0% (105)	3.42	250
m) Direct observation of each parent and each child	6.5% (16)	12.2% (30)	16.7% (41)	13.4% (33)	51.2% (126)	3.91	246
n) Direct observation of each parent and all children	2.4% (6)	2.4% (6)	6.8% (17)	21.2% (53)	67.2% (168)	4.48	250
o) Home visit to each parent's home	12.3% (31)	15.0% (38)	14.2% (36)	20.2% (51)	38.3% (97)	3.57	253
p) Review of court pleadings	0.0% (0)	0.8% (2)	7.1% (18)	17.5% (44)	74.6% (188)	4.66	252
q) Review of relevant historical documents	0.0% (0)	0.8% (2)	2.4% (6)	13.9% (35)	82.9% (209)	4.79	252
r) Review of relevant current documents	0.0% (0)	0.0% (0)	1.2% (3)	13.0% (33)	85.8% (217)	4.85	253
s) Interview with collateral informants	0.4% (1)	2.4% (6)	7.1% (18)	27.8% (70)	62.3% (157)	4.49	252
t) Investigation of specific questions provided by the court or attorneys	2.4% (6)	4.7% (12)	16.1% (41)	21.3% (54)	55.5% (141)	4.23	254
u) Meetings with parties to discuss your recommendations prior to completing the evaluation	29.8% (75)	25.4% (64)	17.1% (43)	17.1% (43)	10.7% (27)	2.54	252
v) Conduct a settlement conference with the parties at the end of your evaluation.	49.0% (123)	23.9% (60)	13.1% (33)	8.0% (20)	6.0% (15)	1.98	251
v) Submit a written report	0.0% (0)	0.4% (1)	4.3% (11)	15.8% (40)	79.4% (201)	4.74	253
w) Submit your report verbally	50.6% (125)	25.1% (62)	14.2% (35)	4.9% (12)	5.3% (13)	1.89	247
x) Testify/cross examined in court	1.6% (4)	24.2% (60)	48.0% (119)	24.6% (61)	1.6% (4)	3.00	248
y) Consideration of other factors that have not been requested by the judge but that you find necessary, such as screening for violence	0.0% (0)	1.7% (4)	24.8% (59)	30.7% (73)	42.9% (102)	4.15	238
z) Other	19.1% (13)	1.5% (1)	10.3% (7)	33.8% (23)	35.3% (24)	3.65	68
(please describe)							58
answered question							254






	<i>skipped question</i>	45
--	-------------------------	-----------

7. What is your best estimate of the average cost of a comprehensive evaluation in your practice? (If not U.S. dollars, please specify currency.)		
		Response Count
	The average cost was \$4,616.	245
	<i>answered question</i>	245
	<i>skipped question</i>	54










8. What is your best estimate of the number of hours you typically spend completing a comprehensive evaluation?		
		Response Count
	The average time was 36.1 hours.	248
	<i>answered question</i>	248
	<i>skipped question</i>	51






9. How many of the evaluations that you conduct do you consider to be comprehensive evaluations?			
		Response Percent	Response Count
None		1.6%	4
Less than half		13.4%	34
About half		4.7%	12
More than half		46.9%	119
All		33.5%	85
	<i>answered question</i>		254
	<i>skipped question</i>		45

10. Do court orders in your jurisdiction typically differentiate between comprehensive or brief, focused evaluations?			Response Percent	Response Count
Yes			50.5%	146
No			49.5%	143
			<i>answered question</i>	289
			<i>skipped question</i>	10

11. How often do court orders in your jurisdiction identify a specific question or issue as the focus of the evaluation?			Response Percent	Response Count
Never			9.3%	27
Sometimes			59.7%	173
About half the time			11.7%	34
Most of the time			15.5%	45
Always			3.8%	11
			<i>answered question</i>	290
			<i>skipped question</i>	9

12. Which, if any, of the following do you believe should be applied to the definition of a brief, focused evaluation? (please check all that apply)

		Response Percent	Response Count
The evaluation process is modified in order to expedite completion.		52.1%	149
The evaluation process is limited to a specific issue or limited set of issues.		92.3%	264
The evaluation process is limited to a discrete task (i.e. home visit, interviewing a school teacher).		52.1%	149
The evaluation process is modified due to restricted availability of some family members.		25.2%	72
The number of hours spent conducting the evaluation is limited due to external constraints (e.g., agency policy or court order).		31.8%	91
The evaluation process is modified to accommodate ability of parties to pay evaluation fee.		17.8%	51
The evaluation process is modified due to professional licensure (i.e. formal assessment instruments are not used due to lack of professional licensure.)		11.2%	32
The evaluation process is modified by the evaluator after initial assessment of the case.		42.7%	122
Other modifications are made to the evaluation process		10.5%	30
		(please specify)	37
		answered question	286
		skipped question	13

13. How many of the evaluations that you conduct do you consider to be brief, focused evaluations?				Response Percent	Response Count
None				29.2%	83
Less than half				45.4%	129
About half				6.0%	17
More than half				11.3%	32
All				8.1%	23
answered question					284
skipped question					15

14. If your evaluations employ a briefer model, or are focused or limited in scope, please indicate how frequently you include each of the following practices in your evaluation.							
	Never	Rarely	Sometimes	Frequently	Always	Rating Average	Response Count
a) Single interview with each parent	8.6% (16)	15.1% (28)	15.6% (29)	16.1% (30)	44.6% (83)	3.73	186
b) Multiple interviews with each parent	18.2% (33)	22.7% (41)	24.9% (45)	17.7% (32)	16.6% (30)	2.92	181
c) Single joint interview with all parents together	32.0% (58)	22.1% (40)	13.8% (25)	15.5% (28)	16.6% (30)	2.62	181
d) Multiple joint interviews with all parents together	51.7% (92)	29.8% (53)	11.8% (21)	2.8% (5)	3.9% (7)	1.78	178
e) Single interview with each child	3.2% (6)	10.2% (19)	29.0% (54)	24.2% (45)	33.3% (62)	3.74	186
f) Multiple interviews with each child	18.1% (33)	29.7% (54)	25.8% (47)	16.5% (30)	9.9% (18)	2.70	182
g) Single interview with all children	18.9% (34)	26.7% (48)	29.4% (53)	12.2% (22)	12.8% (23)	2.73	180
h) Multiple interviews with all children	33.9% (59)	36.2% (63)	20.1% (35)	4.6% (8)	5.2% (9)	2.11	174
i) Interview with each child and each parent	23.2% (41)	26.0% (46)	26.0% (46)	11.9% (21)	13.0% (23)	2.66	177
j) Interview with all children and each	27.2% (49)	22.8%	24.4% (44)	11.1%	14.4%	2.63	180






parent		(41)		(20)	(26)		
k) Psychological testing of each child	50.8% (94)	28.1% (52)	11.4% (21)	4.3% (8)	5.4% (10)	1.85	185
l) Psychological testing of each parent	40.2% (76)	18.5% (35)	18.5% (35)	10.1% (19)	12.7% (24)	2.37	189
m) Direct observation of each parent and each child	11.8% (22)	20.3% (38)	28.9% (54)	15.5% (29)	23.5% (44)	3.19	187
n) Direct observation of each parent and all children	5.3% (10)	16.3% (31)	23.2% (44)	25.3% (48)	30.0% (57)	3.58	190
o) Home visit to each parent's home	29.8% (56)	21.8% (41)	20.2% (38)	11.7% (22)	16.5% (31)	2.63	188
p) Review of court pleadings	1.1% (2)	6.3% (12)	20.6% (39)	13.8% (26)	58.2% (110)	4.22	189
q) Review of relevant historical documents	0.5% (1)	6.8% (13)	18.3% (35)	19.4% (37)	55.0% (105)	4.21	191
r) Review of relevant current documents	0.5% (1)	4.2% (8)	11.6% (22)	20.6% (39)	63.0% (119)	4.41	189
s) Interview with collateral informants	4.8% (9)	10.7% (20)	26.7% (50)	24.6% (46)	33.2% (62)	3.71	187
t) Investigation of specific questions provided by the court or attorneys	3.7% (7)	4.8% (9)	19.3% (36)	25.1% (47)	47.1% (88)	4.07	187
u) Meetings with parties to discuss your recommendations prior to completing the evaluation	38.9% (72)	24.3% (45)	17.3% (32)	5.9% (11)	13.5% (25)	2.31	185
v) Conduct a settlement conference with the parties at the end of your evaluation.	53.3% (97)	18.7% (34)	12.6% (23)	4.9% (9)	10.4% (19)	2.01	182
v) Submit a written report	3.7% (7)	3.2% (6)	10.1% (19)	14.9% (28)	68.1% (128)	4.40	188
w) Submit your report verbally	39.2% (71)	23.2% (42)	22.7% (41)	8.3% (15)	6.6% (12)	2.20	181
x) Testify/cross examined in court	7.8% (14)	33.5% (60)	43.0% (77)	12.8% (23)	2.8% (5)	2.69	179
y) Consideration of other factors that have not been requested by the judge but that you find necessary, such as screening for violence	3.5% (6)	15.1% (26)	28.5% (49)	16.9% (29)	36.0% (62)	3.67	172
z) Other	34.1% (14)	7.3% (3)	7.3% (3)	19.5% (8)	31.7%	3.07	41

	(please describe)	32
	answered question	196
	skipped question	103






15. How often in your jurisdiction is the number of hours you can spend conducting an evaluation specified by:

	Never	Sometimes	About half the time	Most of the time	Always	Rating Average	Response Count
Court limiting	65.7% (178)	18.5% (50)	2.6% (7)	7.0% (19)	6.3% (17)	1.70	271
Agency limiting	73.8% (189)	12.1% (31)	0.8% (2)	7.8% (20)	5.5% (14)	1.59	256
Other limiting	72.9% (164)	18.2% (41)	3.1% (7)	2.2% (5)	3.6% (8)	1.45	225
	answered question						280
	skipped question						19






16. How often does the court in your jurisdiction specify a maximum dollar amount the evaluator may charge the parties?


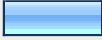

		Response Percent	Response Count
Never		70.1%	190
Sometimes		12.9%	35
About half the time		2.6%	7
Most of the time		4.4%	12
Always		10.0%	27
	answered question		271
	skipped question		28



17. How often do attorneys in your jurisdiction have input into the procedures you utilize in a comprehensive evaluation?

		Response Percent	Response Count
Never		55.2%	153
Sometimes		37.9%	105
About half the time		1.4%	4
Most of the time		3.6%	10
Always		1.8%	5
		<i>answered question</i>	277
		<i>skipped question</i>	22

18. How often do the attorneys have input into the procedures you utilize in a focused evaluation?



		Response Percent	Response Count
Never		51.9%	135
Sometimes		41.9%	109
About half the time		3.1%	8
Most of the time		1.9%	5
Always		1.2%	3
		<i>answered question</i>	260
		<i>skipped question</i>	39



19. When conducting an evaluation do you:			Response Percent	Response Count
Follow a specific set of practice and procedures in every evaluation conducted?			13.8%	39
Employ different practices / procedures to meet the needs of the particular case?			10.6%	30
Try to follow a specific set of practices and procedures, but make changes when necessary.			75.6%	214
			<i>answered question</i>	283
			<i>skipped question</i>	16

20. Is it an accepted practice in your jurisdiction <i>for you as the evaluator</i> to limit the focus of the evaluation if the court order does not specifically do so?				
			Response Percent	Response Count
Yes			31.9%	86
No			68.1%	184
			<i>answered question</i>	270
			<i>skipped question</i>	29

21. What is your best estimate of the average cost of a brief evaluation in your practice? (If not U.S. dollars, please specify currency.)			
If you do not conduct brief evaluations please skip to question 25.			
			Response Count
	<div style="border: 1px solid black; padding: 2px;">The average fee reported was \$2,059.</div>		170
			<i>answered question</i>
			170
			<i>skipped question</i>
			129



22. What is your best estimate of the number of hours you typically spend completing a brief evaluation?		
		Response Count
	The average time reported was 16.6 hours.	189
	<i>answered question</i>	189
	<i>skipped question</i>	110




23. Who do the parties pay for brief evaluation fees?			
		Response Percent	Response Count
There are no fees		20.3%	39
The Evaluator		56.3%	108
The Court (court clerk or designated fee office)		18.2%	35
The Court Program or Clinic		5.2%	10
	<i>answered question</i>		192
	<i>skipped question</i>		107




24. Do you use a sliding fee scale for your brief evaluations?			
		Response Percent	Response Count
Yes		22.6%	40
No		77.4%	137
	<i>answered question</i>		177
	<i>skipped question</i>		122



25. Which of the following ways are you aware of brief evaluation reports being used in your jurisdiction?			Response Percent	Response Count
Submitted at trial			39.0%	76
In an evaluator-conducted settlement conference			4.1%	8
In a formal judicial settlement conference			20.0%	39
In attorney negotiations			26.2%	51
In an arbitration process			0.5%	1
In a mediation session			10.3%	20
		Other (please specify)		80
		answered question		195
		skipped question		104

26. How often do your reports of brief evaluations include specific recommendations concerning the issue identified by the court (for example, custody and access arrangements).			Response Percent	Response Count
Never			4.8%	11
Rarely			7.9%	18
Sometimes			14.5%	33
Frequently			28.2%	64
Always			44.5%	101
		answered question		227
		skipped question		72






27. Is there cause in the profession to differentiate between 'comprehensive' and 'brief, focused' evaluation models?			
		Response Percent	Response Count
Yes		91.9%	261
No		8.1%	23
answered question			284
skipped question			15

28. What descriptive term should the profession adopt to describe brief evaluations?			
		Response Percent	Response Count
Limited		28.4%	76
Brief		7.1%	19
Focused		64.6%	173
		Other (please specify)	36
answered question			268
skipped question			31

29. In conclusion, please include the following demographic information.			
		Response Percent	Response Count
City/Town:		97.6%	283
State/Province:		94.5%	274
Country:		89.3%	259
answered question			290
skipped question			9

30. Are you an AFCC member?			Response Percent	Response Count
Yes			63.0%	182
No			37.0%	107
			answered question	289
			skipped question	10

31. How many years have you been conducting evaluations?		Response Count
The average response was 15.2 years.		280
		answered question
		280
		skipped question
		19

32. What is your highest level of educational degree?			Response Percent	Response Count
Bachelor's degree			4.4%	13
Doctoral degree			52.2%	153
Law degree			5.5%	16
Master's degree			37.5%	110
MD			0.3%	1
			Other (please specify)	24
			answered question	293
			skipped question	6

33. Please include any additional comments that you believe will help us better define focused evaluations.

		Response Count
		98
	<i>answered question</i>	98
	<i>skipped question</i>	201

34. On behalf of the AFCC Task Force on Focused Evaluations, thank you for taking the time to respond to this survey. Your response is very important to us and will be used to help guide the initiatives of the Task Force and in the development of the Guidelines for Focused Evaluations.

If you would like a copy of the survey results, please submit your e-mail address below and you will be notified when the results are available.

Sincerely,

Phil Bushard and Linda Cavallero, Co-chairs

Please enter email address here (optional):

		Response Count
		210
	<i>answered question</i>	210
	<i>skipped question</i>	89